

# **Pre-registration Examination Online Workshop 2020**



**South African  
Pharmacy Council**

# What is the format of the examination?

## PRE-REGISTRATION EXAMINATION

120 MCQs

Split over two days

Need to write both  
sections of the  
examination



9 OCTOBER 2020

40 Calculation MCQs



2 hours



Subminimum of 60%



10 OCTOBER 2020

80 General MCQs



2 hours 30 min



Subminimum of 50%

Remember the Practise Pre-registration Examination (12<sup>th</sup> September ) is  
**COMPULSORY** for those writing in OCTOBER



# Is the examination sector specific?

Community



Institutional



Manufacturing



QUESTION RELATED  
TO COMMUNITY,  
INSTITUTIONAL AND  
MANUFACTURING  
SECTOR

**ALL** INTERNS  
COMPLETE **ALL**  
QUESTIONS

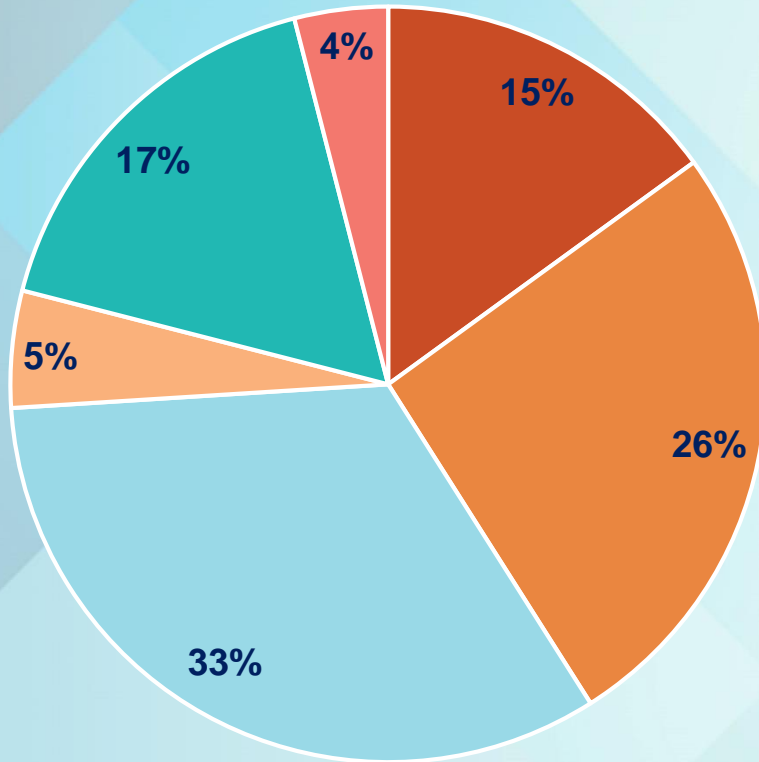
EXAMINATION IS  
NOT SECTOR  
SPECIFIC

REFER TO DOMAINS  
AND COMPETENCY  
STANDARDS AND  
THINK WHICH  
SECTOR IT APPLIES  
TO



# What is the examination based on?

## 2018 Competency Standards for Pharmacists



■ Domain 1 PUBLIC HEALTH

■ Domain 2 SAFE AND RATIONAL USE OF MEDICINES AND MEDICAL DEVICES

■ Domain 3 SUPPLY OF MEDICINES AND MEDICAL DEVICES

■ Domain 4 ORGANISATION AND MANAGEMENT SKILLS

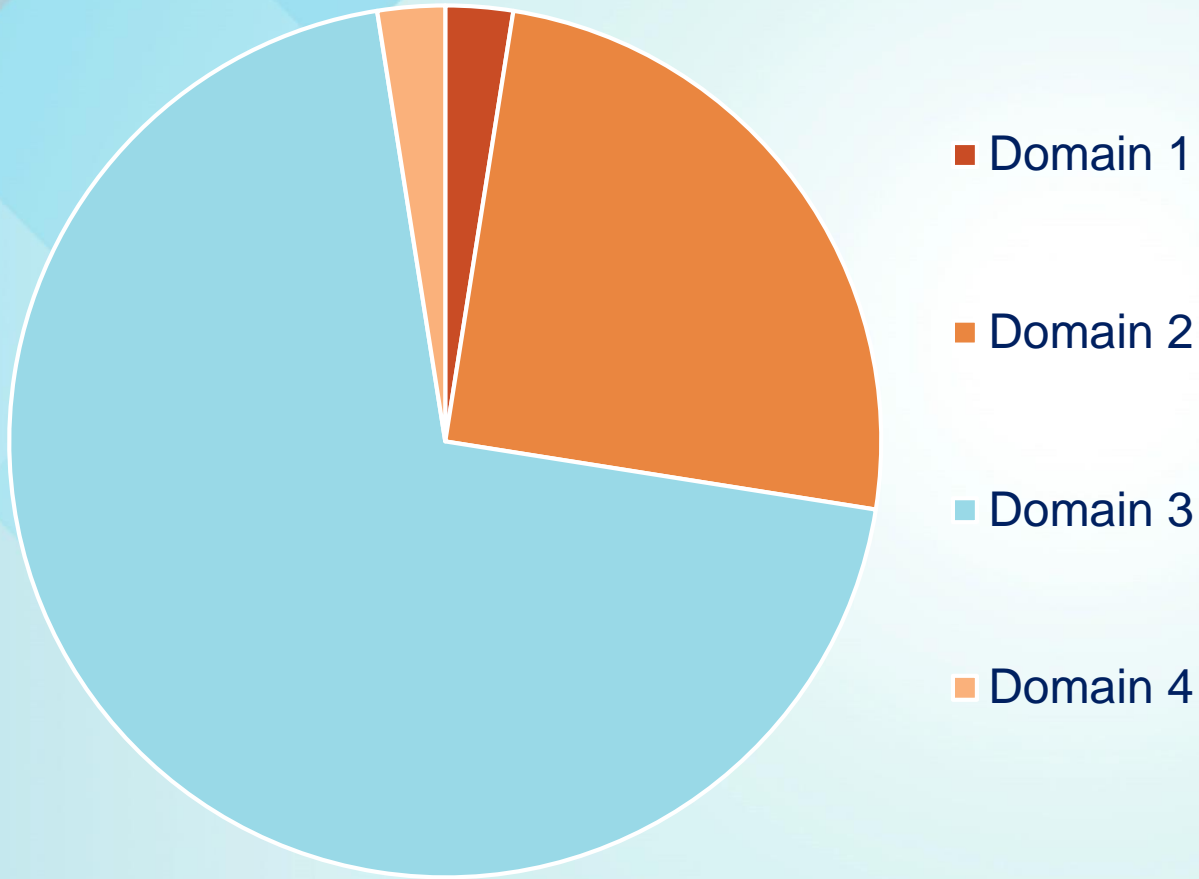
■ Domain 5 PROFESSIONAL AND PERSONAL PRACTICE

■ Domain 6 EDUCATION, CRITICAL ANALYSIS AND RESEARCH





# Calculations Question (Blueprint)





# Types

## CS 1.4: Health Economics

- Cost-benefit analysis
- Cost-effectiveness analysis
- Cost-minimisation analysis
- Cost differential between therapeutic agents
- Cost differential between branded drugs and generic equivalents
- Cost differential between dosage forms and routes of administration
- Cost differential of dosing regimen
- Cost differential of alternative treatment plans

## CS 2.3: Patient medicine review and management

- Dose adjustment
- Pharmacokinetics
- Creatinine clearance

## CS 2.4: Medicines and medical devices safety

- Calculate an appropriate dose
- Prepare, concentrate, or dilute compounded medications accurately
- Interpret osmolarity, isotonicity, and milliequivalents
- Prepare isotonic solutions
- Reconstitute dry powders to appropriate concentration

## CS 2.5: Therapeutic outcome monitoring

- Dose adjustment
- Pharmacokinetics
- Creatinine clearance

## CS 2.6: Pharmacist initiated therapy

- Amount of medication required for dispensing
- Suitability of doses
- Doses based on patient's weight
- Doses based on surface area
- Prepare, concentrate, or dilute compounded medications accurately.
- Reconstitute dry powders to appropriate concentration (including displacement volume)
- Calculation of BMI
- Calculation of peak flow reading





### **CS 3.1 Medicine production according to GxP**

NaCl equivalents  
Freezing point depression  
Solubility  
Master formulae  
Changing concentrations  
Trituration  
Molecular weight  
Reconciliation calculations in manufacturing operations (e.g. granulation yields; compression yields)  
Reconciliation calculations in packaging operations (i.e. packaging materials reconciliation)  
Density calculations in packaging operations (e.g. liquids packaging)  
Dilutions  
Formulations  
Isotonicity calculations

### **CS 3.2: Supply chain management**

Min/max order/reorder levels  
Acquisition costs  
% mark-up  
ABC analysis  
Lead-time  
Buffer/safety levels  
Distribution fees  
Patient bonus stock  
Batch supply cost analysis

### **CS 3.3: Formulary development**

Calculation of costs  
Cost-benefit analysis  
ABC analysis

### **CS 3.4: Medicine dispensing**

Amount of medication required for a prescription  
Suitability of doses  
Dosage  
Doses based on patient's weight  
Doses based on surface area  
Concentrations  
Intravenous injection doses  
Intravenous injection doses in paediatric groups  
Reconstitution for oral or parenteral use (including displacement volume)  
Rate of infusion

### **CS 3.5: Medicine compounding**

Master formulae  
Changing concentrations  
Solubility  
Reconstitution calculations  
Dilutions

### **CS 4.2: Financial management**



% mark-up AND Dispensing fee  
Budgeting





# Recommended textbooks for calculations

- ▶ Resources Textbooks
  - Pharmaceutical Calculations
    - H. C. Ansel
  - Calculations for Pharmaceutical Practice
    - A. J. Winfield & I.O. Edafiogho 4th Edition
  - Pharmaceutical Practice
    - A. J. Winfield, J.A. Rees & I. Smith



**Note:** Text books are of more value before the exam than during the exam. **BE MINDFUL OF TIME**







# Calculations: Tips

## Equipment:

### ► Scientific calculator

- Use same one to practice as you will use in the exam
- Check batteries
- Know the settings of your calculator

### ► Paper & pens



## Tips:

### ► Understand the principle, do not memorize the calculation

### ► Units

- What are the SI units?
- Example: % w/v = g/100ml

### ► Equations

- Identify the equations you have used while practicing.
- Example:  $C_1V_1 = C_2V_2$

**Create an equation sheet which you can take into the exam.  
Be familiar with these equations.**

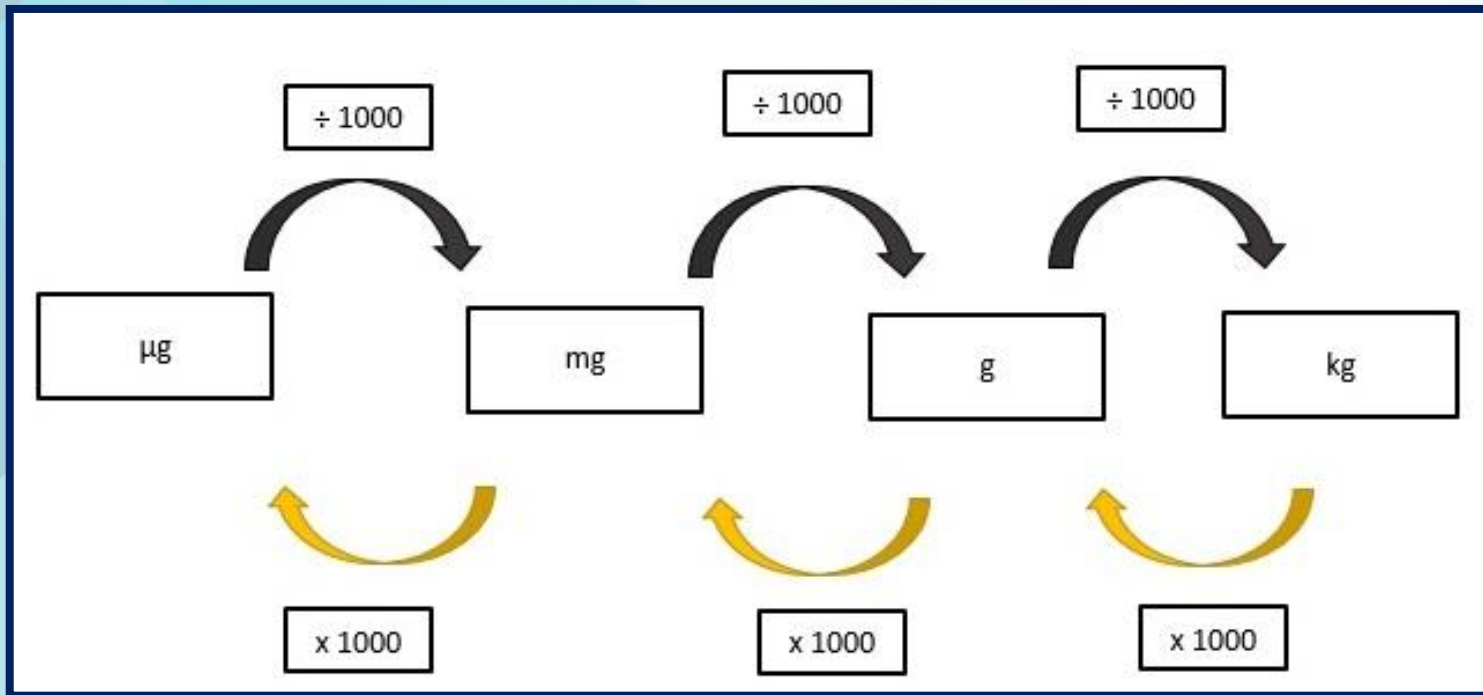




# Calculations: Tips

## Tips:

- **Conversion**
  - Practice converting between units
    - Example: 10 ppm can be expressed as 0.001%

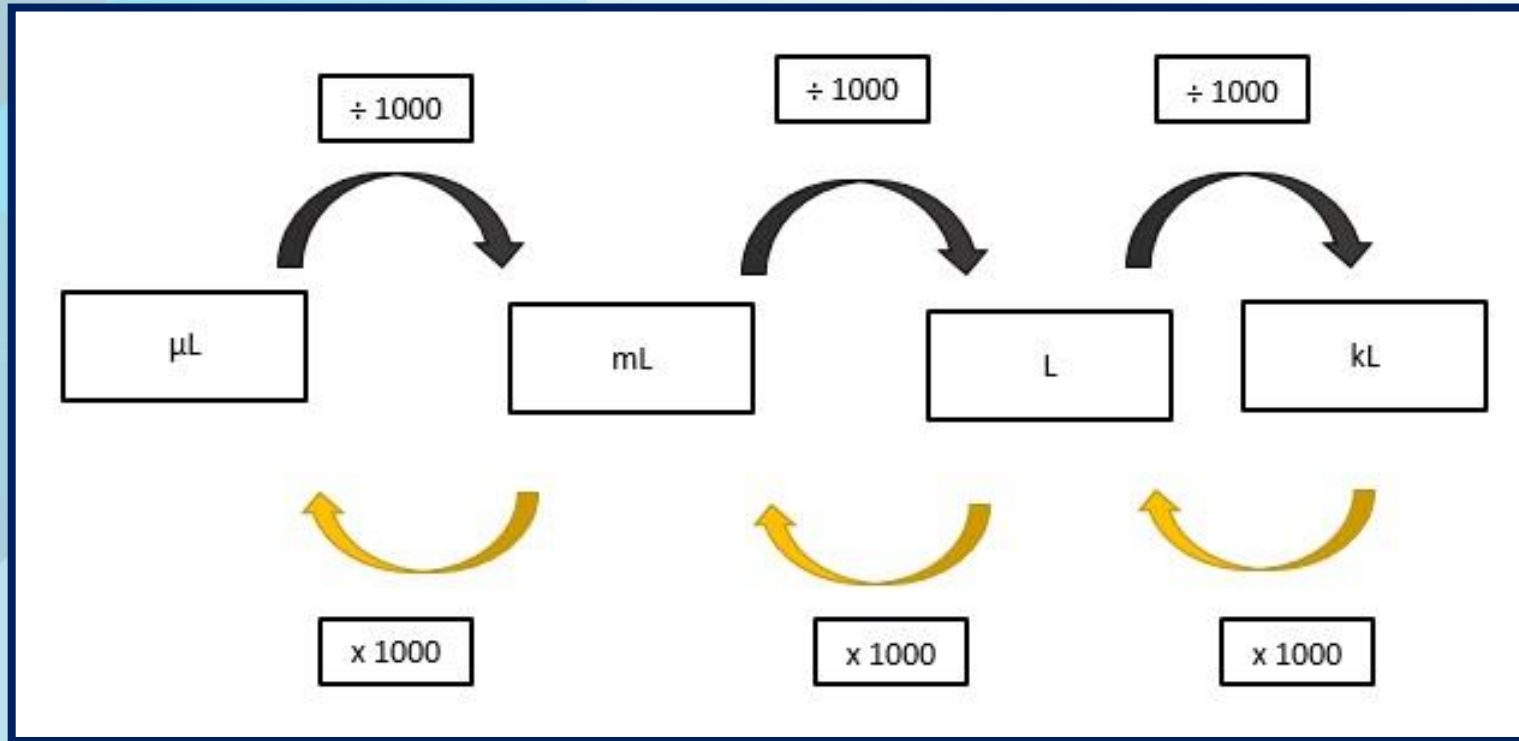




# Calculations: Tips

Tips:

- Conversion





# Helpful tips

## ▶ Exam technique

- Write the calculation clearly and legibly
- Transferring data → double check what you have written down
- Write down every step (be mindful of time though)
- Do not take short cuts
- Try not being totally dependent on your calculator
- Always double check your calculation

Rough workings will not be marked – ensure you have captured your answers





# Managing time



- ▶ Maximising your time - 120 minutes
  - Approximately 40 MCQs
  - Approximately 3 minutes per question

No negative marking – do not leave anything blank





# Calculations: Examples

**A 55-year-old male patient is stabilised on warfarin 5 mg daily at a cost of R 28-80 per month. The patient has his INR monitored weekly at a cost of R117-70 per test. The patient has heard about rivaroxaban from his doctor and wants to know the cost implications. The cost of rivaroxaban 15 mg daily is R637-95 per month. What is the difference in cost between these two options?**





*Warfarin cost per month is:*

*Warfarin = R28.80*

*Tests = R117.70 x 4 = R470.80*

*Total cost = R28.80 + R470.80 = R499.60*

*Rivaroxaban cost = R637.95*

*Cost difference = R637.95 - R499.60 = R138.35*

*Rivaroxaban treatment cost R138.35 more per month*

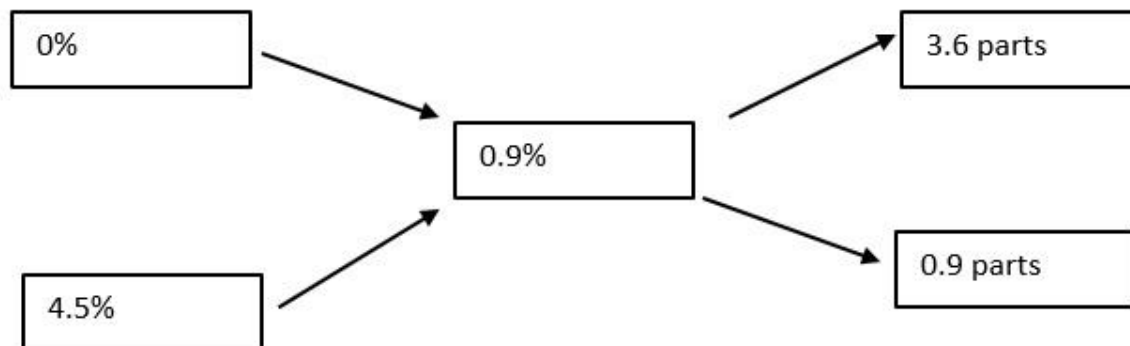




# Calculations: Examples

**A patient requires an intravenous infusion of 0.9% w/v sodium chloride. In your hospital pharmacy department you have Water for Injection BP and 4.5% w/v Sodium Chloride Solution BP. Assuming no volume displacement effects, what volume of the 4.5% w/v Sodium Chloride Solution BP need to be added aseptically to an expandable PVC infusion bag containing 100 ml Water for Injection BP to produce the required sodium chloride concentration?**





*100 ml is equal to 3.6 parts*

*Therefore:*

$$\frac{0.9 \text{ parts}}{3.6 \text{ parts}} = \frac{X \text{ ml}}{100 \text{ ml}}$$

$$X \text{ ml} = 25 \text{ ml}$$

*A volume of 25 ml of the 4.5% w/v solution need to be added to the infusion bag*





# Calculations: Examples

**Given that the relative molecular mass (RMM) of sodium chloride is 58.5 g/mol, which amount of sodium chloride powder would be required to prepare 300 ml of a solution containing 50 mmol/L?**



*1 mmol of NaCl = 58.5 mg*

$$\frac{50 \text{ mmol}}{1 \text{ mmol}} = \frac{X \text{ mg}}{58.5 \text{ mg}}$$

$$X = 2925.0 \text{ mg}$$

*If you have 2925.0 mg NaCl in 1 L of solution you have a 50 mmol/L solution*

*Therefore for 300 mL:*

$$\frac{X \text{ mg}}{2925.0 \text{ mg NaCl}} = \frac{300 \text{ mL}}{1000 \text{ mL}}$$

$$X = 877.5 \text{ mg NaCl}$$





# Calculations: Examples

**A pharmacist receives the following prescription:**

Rx	Ephedrine HCl	0.5 g
	Chlorobutanol	0.25 g
	Dextrose, anhydrous	q.s.
	Purified water	ad 50 ml

**How many grams of anhydrous dextrose should be used in compounding the prescription to make an isotonic solution? The sodium chloride equivalent for a 1% w/v solution of ephedrine HCl is 0.3 and for a 1% w/v solution of chlorobutanol is 0.24 and for a 1% solution of anhydrous dextrose is 0.18.**





*Calculate the equivalent sodium chloride for Ephedrine HCl and Chlorobutanol as follows:*

*Ephedrine HCl*

$$\frac{0.5 \text{ g Ephedrine HCl}}{1 \text{ g Ephedrine HCl}} = \frac{X \text{ g NaCl}}{0.3 \text{ g NaCl}}$$

$$X = 0.15 \text{ g NaCl}$$

*Chlorobutanol*

$$\frac{0.25 \text{ g Chlorobutanol}}{1 \text{ g Chlorobutanol}} = \frac{X \text{ g NaCl}}{0.24 \text{ g NaCl}}$$

$$X = 0.06 \text{ g NaCl}$$

*The total NaCl equivalent in the preparation is 0.21 g*

*An isotonic solution of NaCl contains 0.9 g of NaCl in 100 ml of solution, thus 0.45 g per 50 ml*

*The quantity of NaCl therefore theoretically needed is 0.24 g*

*Calculate the equivalent quantity of anhydrous dextrose as follows:*

$$\frac{X \text{ g anhydrous dextrose}}{1 \text{ g anhydrous dextrose}} = \frac{0.24 \text{ g NaCl}}{0.18 \text{ g NaCl}}$$

$$X = 1.33 \text{ g anhydrous dextrose}$$





# Calculations: Examples

**Calculate the quantity of NaCl (g) that should be added to 150 ml of a 1% w/v solution of apomorphine hydrochloride to render the solution isotonic with blood plasma ( $\Delta T_f$  of a 1% w/v solution of the drug and NaCl is 0.08 and 0.58 °C respectively).**



$$W = \frac{0.52 - a}{b}$$

$$W = \frac{0.52 - 0.08}{0.58}$$

$$w = 0.758\% \text{ m/v}$$

*For a 150 ml solution you therefore you need:*

$$\frac{X \text{ g NaCl}}{0.758 \text{ g NaCl}} = \frac{150 \text{ ml}}{100 \text{ ml}}$$

$$X = 1.137 \text{ g NaCl}$$





# Calculations: Examples

**How many milliequivalents of potassium ion ( $K^+$ ) are there in a 250 mg penicillin V potassium tablet? [Note: Molecular weight of penicillin V is 388.48; there is one potassium ion in the molecule, and the valence of  $K^+$  is one]**



*Calculate the number of mEq per mmol as follows:*

$$\text{mEq/mmol} = \text{valence} \times \text{number}$$

$$\text{mEq/mmol} = 1 \times 1$$

$$\text{mEq/mmol} = 1$$

*Calculate the Equivalent weight as follows:*

$$\text{Eq weight} = \frac{\text{Molecular weight in mg/mmol}}{\text{mEq/mmol}}$$

$$\text{Eq weight} = \frac{388.48 \text{ mg/mmol}}{1 \text{ mEq/mmol}}$$

$$\text{Eq weight} = 388.48 \text{ mg/mEq}$$

*There is therefore 1 mEq of K<sup>+</sup> in 388.48 mg of penicillin V*

*For a weight of 250 mg of penicillin V:*

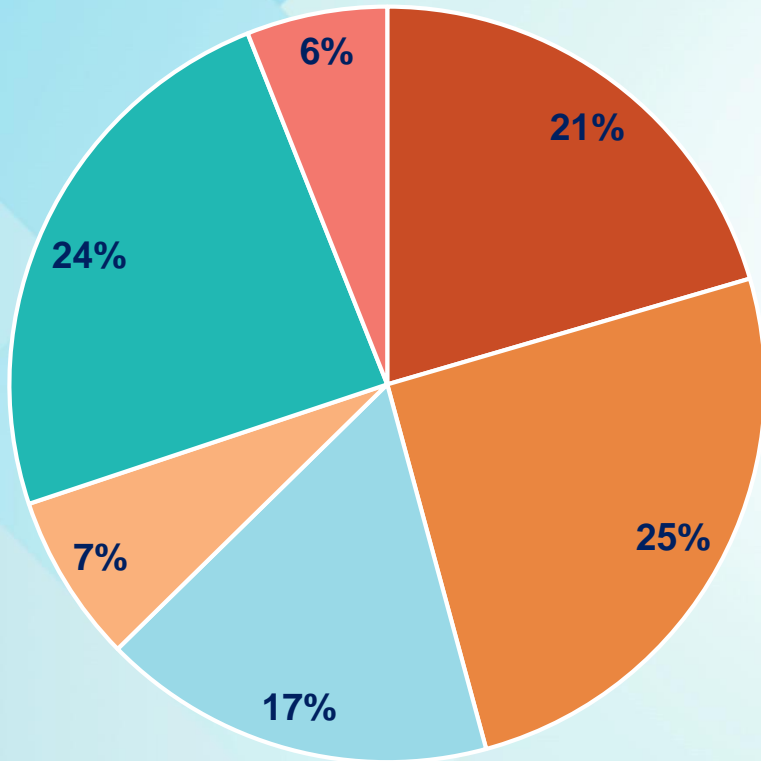
$$\frac{X \text{ mEq}}{1 \text{ mEq}} = \frac{250 \text{ mg}}{388.48 \text{ mg}}$$

$$X = 0.644 \text{ mEq of K}^+$$





# General Questions (Blueprint)



■ Domain 1

■ Domain 2

■ Domain 3

■ Domain 4

■ Domain 5

■ Domain 6







# What references can you use?

## ▶ References to use:

- SAMF
- MIMS / MDR

## ▶ PDF References provided:



- EML and STG – PHC, Pediatric and Hospital
- Good Pharmacy Practice
- Good Manufacturing Practice
- Pharmacy Act
- Medicines and Related Substances Act

### **Note:**

- Is it current?
- Will the information I find be up to date?





# Electronic references



South African  
Pharmacy Council

About SAPC

Registered Persons

Registered Organisations

Members of the Public

COVID-19

Login



## Registered Persons



### Pharmacist Intern

[Overview](#) [Scope of Practice](#) [Internship](#) [Manual](#) [CPD](#) [Pre-Reg Examinations](#) [Applications](#) [Fees](#) [Login](#) [Search](#) [Opportunities](#)

#### Introduction

The practical training year is extremely important to the pharmacy graduate. The pre-registration programme, developed by the South African Pharmacy Council (Council), lays the foundation for the internship year and provides the pharmacy graduate with an opportunity to gain practical experience and knowledge in a practice setting. It is also the year in which the tutor nurtures and guides the intern towards adopting a specific approach and attitude towards the practice of the pharmacy profession.

[Click here](#) to download the 2020 *Intern and Tutor Manual*

The Intern CPD System has been revamped. To help interns navigate the new system, an Intern CPD User Manual has been compiled. [Click here](#) to download the *Intern CPD User Manual*.

**Other important documents** (Click on title to download/view):

- [Good Pharmacy Practice Manual and Associated SAPC Rules](#)
- [SA Guide to GMP June 2010](#)
- [Standard Treatment Guidelines and Essential Medicines List For South Africa - \(Hospital Level Adults\) 2015 Edition](#)
- [Standard Treatment Guidelines and Essential Medicines List For South Africa - \(Hospital Level Paediatrics\) 2017 Edition](#)
- [Standard Treatment Guidelines and Essential Medicines List For South Africa - \(Primary Health Care Level\) 2018 Edition](#)
- [National Drug Policy for South Africa](#)





# Electronic references



## Legislation

[Act](#) [Regulations](#) [Rules](#) [Board Notices](#) [Proposed Legislation](#)

### Act

- Pharmacy Act, 53 of 1974 (consolidated)

## Legislation

[Act](#) [Regulations](#) [Rules](#) [Board Notices](#) [Proposed Legislation](#)

### Regulations

- Continuing Professional Development (CPD) (2019)
- Information to be furnished to the Registrar (1975)
- Appointment and business of office bearers (1978)
- Supplementary training (1995)
- Election of SAPC Members (1998)
- Pharmacy Education and Training (2000)
- Community Service (2000)
- Practice of Pharmacy (2000)
- Persons Unfit to Practice (2000)
- Registration of Persons and Maintenance of Registers (2000)
- Conduct of inquiries held in terms of Chapter V of the Act (2001)
- Ownership and Licencing of Pharmacies (2003)



# Legislation

Act Regulations Rules Board Notices Proposed Legislation

## Rules

- BN81 of 2020: Amendment to Rule 2.31.3: Minimum Standards for trading title(s)
- BN78 of 2020: Good Pharmacy Education Standards (Occupational Qualification Sub-Framework)
- BN27 of 2020: Rules relating to the services for which a pharmacist may levy a fee and guidelines for levying such a fee(s)
- BN205 of 2019: Rules relating to what constitutes good pharmacy practice (Amendments to Rules 1.2.4; 3.6 & 4.2.3.3)
- BN172 of 2019: Rules Relating to Good Pharmacy Practice - Unit Dose Dispensing
- Ethical Rules: Acts or omissions which can lead to disciplinary action (1989)
- Good Pharmacy Practice Manual and Associated SAPC rules
- Code of Conduct for pharmacists and register persons (2008)
- Services for which a pharmacist may levy a fee (2019)



# Legislation

Act Regulations Rules Board Notices Proposed Legislation

## Board Notices

- BN82 of 2020: CPD Guidance Document
- BN80 of 2020: Restoration requirements
- BN63 of 2020: Guideline for removal of pharmacy registration/recording as a result of non-compliance with GPP and other pharmacy legislation
- BN205 of 2019: Rules relating to what constitutes good pharmacy practice (Amendments to Rules 1.2.4; 3.6 & 4.2.3.3)
- BN201 of 2019: Categories of persons required to record Continuing Professional Development (CPD) activities
- BN188 of 2019: Fees payable to SAPC for 2020





# How to use the references material?

## BOOKS

- ▶ Learn how to use each reference material
  - Where is the index?
  - What information can I find in each reference material?
- ▶ Tips:
  - More is not necessarily better
  - Avoid taking in a reference book you have never used before
  - Using notes from University may not help (information no longer be valid)

## ONLINE

- ▶ Familiarise with online references
  - Download references before exam
  - You may not “Google”
  - Time consuming
- ▶ May not correlate to recommended reference material
- ▶ Inactive on the exam site – kicked out of the examination







# Other useful online resources



EMGUIDANCE



**MSD MANUAL**  
**Professional Version**

The trusted provider of medical information since 1899

**SAHPRA**  
South African  
Health Products  
Regulatory Authority





# Where to find practise examinations?



Examination Bookings



Examination Results



Practise Examinations



Examination

## Pre-Registration practise examinations

Practise Pre - Registration Examination (05 Mar 2014) Paper 1

Practise Pre - Registration Examination (05 Mar 2014) Paper 2 (Community)

Practise Pre - Registration Examination (05 Mar 2014) Paper 2 (Institutional (Hospital) )

Practise Pre - Registration Examination (05 Mar 2014) Paper 2 (Manufacturing )

Practise Pre - Registration Examination (01 Apr 2017) Paper 1

Practise Pre - Registration Examination (01 Apr 2017) Paper 2 (Community)

Practise Pre - Registration Examination (01 Apr 2017) Paper 2 (Institutional (Hospital) )

Practise Pre - Registration Examination (01 Apr 2017) Paper 2 (Manufacturing )

Practise Pre - Registration Examination (29 May 2019)





# Helpful tips

- READ the question carefully
- Identify the statements of which you are sure
- Confirm (using references) the statements you are unsure of
- If you can't complete the question, carry on and when you have time towards the end of the exam come back to it.

► Be careful of the following:

- “TRUE”, “IS” and “CORRECT”
- “FALSE”, “NOT” and “INCORRECT”
- “MOST APPROPRIATE” implies that more than one answer is possible, thus select the most inclusive answer





# Managing time



- ▶ Maximising your time - 150 minutes
  - Approximately 80 MCQs
  - 4 options per MCQ
  - 240 statements
  - Less than 2 minutes per question

**No negative marking – do not leave anything blank.**



# Who is eligible to write the examination?

**6**

**MONTHS**

**9**

**MONTHS**

**First (1<sup>st</sup>) time must be  
in their sixth (6<sup>th</sup>)  
month**

**(completed 5 months)**

**Submit four (4) CPDS**

**Tutor must submit the  
12 weeks progress  
report**

**Registered on/after  
09 Feb 2020**

**Interns in their ninth  
(9<sup>th</sup>) months**

**OR**

**those re-attempting  
the examination**

**Submit AND  
competent in six (6)  
CPDS**

**Tutor must submit the  
12, 24 and 36 weeks  
progress reports**

**Registered up to  
08 Feb 2020**

**NEW  
FORMAT CPDS**



# Who is eligible to write the examination?

9

MONTHS

OLD  
FORMAT CPDS

**Registered for nine (9)  
months or more**

**Submit eight (8) CPDS AND  
competent in six (6) CPDS**

**Tutor must submit the 12, 24  
and 36 weeks progress  
reports.**



# Remote examination



**RESIDENCE**



**WORK  
PLACE**

**SUPPLY ADDRESS AND GPS COORDINATES**

**SUPPLY  
INFORMATION  
FOR  
9/10 OCTOBER.**

**USE SAME VENUE  
FOR THE  
PRACTICE  
EXAMINATION**





# Remote examination



Find a quiet suitable  
workplace  
Enough space for device  
and references



Keep calm

Communicate with your  
remote invigilator if you are  
experiencing any difficulty



Download electronic  
references before the  
examination date



Ensure you have the  
equipment you will need  
i.e. calculator, paper for  
working out calculations




# What to do if you experience load shedding / loss in electricity?

1. Check your load shedding schedule and make an alternate plan
2. Ensure laptop is fully charged before the examination
3. Ensure alternative WiFi connection (if you are using a fibre connection)
4. If you are unable to find an alternate WiFi connection or if you need to be connected to power supply please find an alternative place NB Notify us via the WhatsApp number
5. If load shedding happens in the middle of the exam, your work will be saved. Contact SAPC on WhatsApp number immediately to make further arrangements



# Device and connectivity

## SUGGESTED DEVICES



DEVICE MUST HAVE A CAMERA OR  
A LINKED CAMERA



CONNECTIVITY (MINIMUM 3G)



## BROWSERS

  
Google Chrome

 Firefox

  
Microsoft Edge



# Where do you find the examination?



Finance

Balance : R 0.00



Applications



Letters and certificates



Pre-registration examinations



Contact



Progress Reports



Workshops



Telecommunication



Examination Bookings



Examination Results



Practise Examinations



Examination



# Day of the examination

08h00

**Login to the SAPC & enter on-time pin (cell phone) to enter into examination**

- **Complete declaration**
- **Read the examination rules**



09h00

**Examination commences (remote invigilator)**

- **Take an image to verify intern (periodically images will be taken throughout exam)**



11h00

**Examination ends**

- **Complete the post-examination survey**



# What will the examination look like?

1



South African  
Pharmacy Council

## Login


Username

National ID/Passport

Password

ENTER

2



South African  
Pharmacy Council

## One-Time Password (OTP)

Please wait 20 seconds, one-time password will be sent to your cell phone. Enter the number in the textbox below and click the **[Continue]** button. If you have not received a SMS,

RE-SEND OTP


**Examination** Intern Pre - Registration Examination Paper

**Date**

One-Time Password

CONTINUE

3



South African  
Pharmacy Council

## Declaration

- ☒ I am writing the examination in a suitable area with minimal anticipated distractions.
- ☒ I am writing the examination at the place stipulated in my booking confirmation.
- ☒ I am not sitting next to or in close proximity to any other intern writing the examination.
- ☒ I will not receive any form of assistance from any person while writing this examination.
- ☒ I will not communicate (verbal/electronic/in person) with any intern/pharmacist/tutor/registered person during the examination.

4

START THE EXAM

## Paper Details

Time Allowed	2 hrs 0 minutes
Time	09:00 to 11:00
Total	40
Overall pass %	60

## Calculations


Duration	2 hrs 0 minutes
Pass %	60

## General

Duration	0 hrs 0 minutes
Pass %	0



5



South African  
Pharmacy Council

Intern Pre - Registration  
Examination Paper

□ Time: 01:42:27

39 02:52

Question

☐ (a)

☐ (b)

☒ (c)

☐ (d)

6



South African  
Pharmacy Council

### Examination Complete

☒ I confirm that I have completed the examination without assistance from any person and adhered to the code of conduct. I understand that if I am found to have contravened the code of conduct the SAPC will implement disciplinary action against me.

☒ I will not share or retain the contents of the examination via electronic, printed, written or verbal means with any person.

**SUBMIT EXAMINATION**

7

### Examination Complete

Council would like your feedback in order to provide an adequate online examination experience for interns. Please click the [Post Examination Survey] button to complete the survey.

**POST EXAMINATION SURVEY**

### Thank you for completing the Calculation Section of the examination.

A notification will be sent once the results have been released by the SAPC. Refer to your intern manual for the timelines for examination results release.





# DECLARATION FOR THE ONLINE/REMOTE PRE-REGISTRATION EXAMINATION

## ► PRIOR TO START OF EXAMINATION

I hereby declare that I am the pharmacist intern registered to write the pre-registration examination on the \_\_\_\_\_ and agree to abide by the Examination Code of Conduct:

- ☐ I am completing the examination in a suitable area with minimal anticipated distractions.
- ☐ I am completing the examination at the location/place stipulated in my booking confirmation.
- ☐ I have procured the minimum required data for the purpose of the examination, which is equivalent to 3Gb per paper.
- ☐ I am not sitting next to or in close proximity to any other pharmacist intern completing this examination.
- ☐ I will not receive any form of assistance from any person while writing this examination.
- ☐ I will not communicate (verbal / electronic / in person) with any pharmacist intern / pharmacist / tutor / registered person during the examination.
- ☐ I will only use the reference material permitted in the pre-registration examination.
- ☐ I will not access any other reference material that has been prohibited including websites.
- ☐ I will not give any assistance to any person completing this examination.
- ☐ I will not share or retain the contents of the examination via electronic, printed, written or verbal means with any person.
- ☐ I will inform the South African Pharmacy Council if I am aware of any pharmacist interns that contravene the Examination Code of Conduct.



# Examination format

- ▶ ONE QUESTION PER PAGE
  - Cannot select which questions to answer first
- ▶ RANDOMISATION OF QUESTIONS
  - Calculation MCQs 1 – 40
  - General MCQs 1 – 80
- ▶ RANDOMISATION OF OPTIONS
  - Options (a) – (d)
- ▶ TIMED EXAMINATION
- ▶ CANNOT REVISIT QUESTIONS ANSWERED
- ▶ UNANSWERED QUESTIONS MAY BE REVISTED AT THE END OF THE EXAMINATION



# Single best answer Multiple choice questions

QUESTION

1.

You are a pharmacist intern at a hospital. As part of your project, you would like to conduct a retrospective chart review of the long-term side effects of anti-retroviral therapy. What approvals are needed to conduct this survey?

- ☐ (a) Ethical and SAHPRA approval
- ☐ (b) Informed consent from the patients and prescriber approval
- ☐ (c) Hospital and SAPC approval
- ☐ (d) Ethical and hospital approval

ANSWER


OPTIONS



# How do you submit the examination ?

Submit 





South African  
Pharmacy Council

## Pre-Registration Examination for Pharmacist Interns

Date  
23 Oct 2019  
Intern Pre - Registration Examination Paper

Only unanswered questions may be revisited.



# DECLARATION FOR THE ONLINE/REMOTE PRE-REGISTRATION EXAMINATION

## ► END OF EXAMINATION

- I confirm that I have completed the examination without assistance from any person and adhered to the Examination Code of Conduct. I understand that if it is found that I have contravened the Examination Code of Conduct, the SAPC will implement disciplinary action against me in terms of Chapter V of the Pharmacy Act.
- I will not/ have not shared or retained the contents of the examination via electronic, printed, written or verbal means with any person.



# When will you receive your results?



Examination Bookings



Examination Results



Practise Examinations



Examination

- ▶ Examination results will be release once the exam has been assessed and moderated
- ▶ Results will be available online
- ▶ SAPC is aware of the short time period between the October and November 2020 examination.





# How to appeal examination results?

- ▶ May appeal against exam results
- ▶ Request a review of your exam paper
- ▶ Above requests must be submitted to Council in writing
- ▶ Not later than 30 days after results are released





# How is your internship evaluated?




Pre-  
registration  
Examination

CPD  
Portfolio

Progress  
reports

365 days of supervised practice





### • **ONLINE OPEN BOOK EXAMINATION**

- 120 questions
- 1 mark each
- NO negative marking
- General practice:  $\pm 70\%$
- Calculations:  $\pm 30\%$

### **PASS MARK**

- General questions = 50%
- Calculations = 60%



### **SIX CPD ENTRIES:**

- One outcome per Domain

### **ASSESSMENT:**

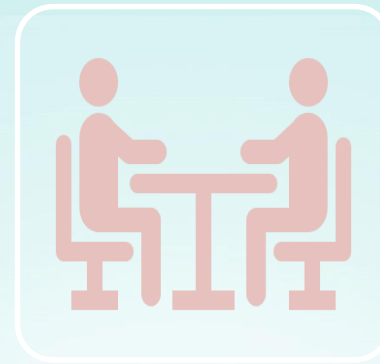
- Results released two months from submission deadline

• Results for entries submitted after deadline will be released 2 months from the subsequent submission deadline

- RESUBMIT all entries 'not yet successful'

### **PROOF OF COMPETENCE**

- Competent in 6 entries
- FINAL DATE 12 October 2020



### **INSTITUTIONAL / COMMUNITY**

- Submit 7 progress reports

### **MANUFACTURING**

- Submit 9 progress reports
- Declaration 400hrs

### **ACADEMIA**

- Submit 3 progress reports
- Declaration 400hrs
- Achievement of Masters Qualification

### **PROOF OF COMPETENCE**

- Favourable reports from tutor



# Where to find CSP information on the SAPC website?



South African  
Pharmacy Council

About SAPC

**Registered Persons**

Registered Organisations

Members of the Public

COVID-19

Login



The South African Pharmacy Council (SAPC) registers all professionals practising in the pharmacy profession as well as learners and students. The below tabs provide relevant information and direct you to services applicable to your specific registration category.



Pharmacy Student



Pharmacist Intern



Pharmacist



Responsible Pharmacist



Assessor / Moderator



Learner



Pharmacist's Assistant  
Basic



Pharmacist's Assistant  
Post-Basic



Pharmacy Technician



Pharmacy Owner

# Where to find CSP information on the SAPC website?



South African  
Pharmacy Council



[About SAPC](#) [Registered Persons](#) [Registered Organisations](#) [Members of the Public](#) [COVID-19](#)

Login

## Registered Persons



### Pharmacist

Overview

[Scope of Practice](#)

[CPD](#)

[CSP](#)

[Applications](#)

[Fees](#)

[Deregistration](#)

[Login](#)

[Search](#)



# How do you register as a CSP?

**(Regulations relating to performance of pharmaceutical community service)**

- ▶ ALL the requirements for internship must have been met
- ▶ Online application must be submitted by 21 December 2020 with all required supporting documents, i.e.
  - Job offer & acceptance letter or employment contract
  - Copy of qualification / degree
  - Valid endorsement certificate (for foreign nationals)
  - Proof of payment of applicable fee
- ▶ Applications submitted after 21 December 2020 and incomplete applications will be processed in January 2021
- ▶ CSP placements are done by the Department of Health – interns must contact them for this.

**Note: Once the tutor has signed off the intern, the intern may NO longer practise as an intern, pharmacist's assistant or pharmacist until registered as a CSP.**



# How do you register as a CSP?



South African  
Pharmacy Council

About SAPC

Registered Persons

**Registered Organisations**

Members of the Public

COVID-19

Login



## Registered Organisations



Pharmacies



Pharmacy Inspections



Higher Education  
Institutions



Skills Development  
Providers



# How do you register as a CSP?

## Pharmacies

[Overview](#) [Standards](#) [Categories](#) [Inspections](#) [Licensing & Recording](#) [Applications](#) [Fees](#) [Login](#) [Search](#)

This facility enables you to search by Province for an individual, organisation or training facility. Individual searches are restricted to a person's surname or P number. Please be patient while the system finds the information that you are looking for.

### Search For

- ☐ Assessor and Moderator
- ☐ Provider (R & U Numbers)
- ☐ Tutors
- ☐ Inspections
- ☐ Registered Person
- ☐ Pharmacy (Y Numbers)
- ☐ Training Sites

Provinces


Search Text

Search





# How do you register as a CSP?



South African  
Pharmacy Council

About SAPCRegistered PersonsRegistered OrganisationsMembers of the PublicLogin

Search Register

This facility enables you to search by Province for an individual, organisation or training facility. Individual searches are restricted to a person's surname or P number. Please be patient while the system finds the information that you are looking for.

Search For

☐ Assessor and Moderator

☐ Inspections

☒ Pharmacy (Y Numbers)

☐ Provider (R & U Numbers)

☐ Registered Person

☐ Training Sites

☐ Tutors

Provinces

Gauteng

Search Text

Y05321

Search

1 records found

Name	DOH #	Account #	Category	Status	End Date	Province	Inspection
1 Military Hospital Main/Extension Pharmacy	GP000635	Y05321	Institutional Public	Active		Gauteng	GRADE -A (10 Sep 2018) <a href="#">View</a>



# How do you register as a CSP?



Finance

Balance : R 0.00



Applications



Letters and certificates



Pre-registration examinations



Contact



Progress Reports



Workshops



Telecommunication



Application History



Pre-Registration examination booking



Register as a pharmacist intern



Cession of contract



Registration as a community service pharmacist



Voluntary removal from the SAPC register



# How do I register as a CSP?

## Application

APPLICATION FOR REGISTRATION AS A COMMUNITY SERVICE PHARMACIST : R 6377.00

Public institution-pharmacy Y/U/HA No

[Click here](#) to search for practical training [Y/U/HA] number.

Envisaged date of commencement

2020/08/18 09:39:09,936

[Back](#)

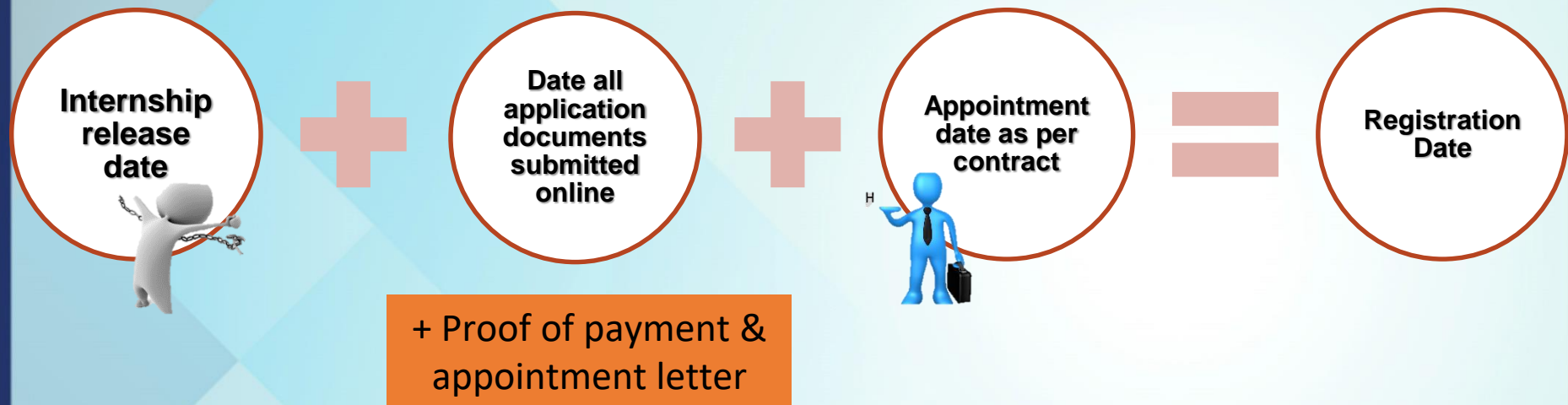
[Next](#)

If seconded to a private institution and the system does not recognise the y-number of the private institution, contact NDoH to update the pharmacy list with SAPC



# How do you register as a CSP?

- ▶ Registration date depends on:



- ▶ Community service may only be performed at a recorded facility or one that is in the process of recording (provide proof)



# What happens when you finished your community service?

12 months or 365 days of community service



Relevant Heads of Pharmaceutical Services release upon satisfactory completion of community service



SAPC will uplift the community service limitation from the pharmacist registration.

**Note: A fee is NOT required for the release of a pharmacist from community service.**



# How SAPC communicates with you?

- ▶ e-Pharmaciae – Council's official e-publication distributed bi-annually to every pharmacy professional. Ensure your e-mail address is updated to receive the latest e-edition carrying pharmacy information and Council decisions
- ▶ SAPC i-news / e-info – bulletins dedicated to communicate urgent Council information to pharmacy professionals that requires immediate action on their part.
- ▶ Bulk SMS's – Ensure your cell number is updated with Council to receive instant messaging on application progress, exam results, exam dates, updates and other important information
- ▶ SAPC website – utilise SAPC website to check the latest news and information on the website banner (home page)
- ▶ Social Media – the SAPC is on all major social networks, using the handle @OfficialSAPC.





**Do you have any questions?  
Please email**

**[Pre-regexamworkshops@sapc.za.org](mailto:Pre-regexamworkshops@sapc.za.org)**

**Thank you**



**South African  
Pharmacy Council**



# CONTACT US



**086 172 7200**



**customercare@sapc.za.org**



**@OfficialSAPC**



**www.sapc.za.org**



**591 Belvedere Street,  
Arcadia, Pretoria**

